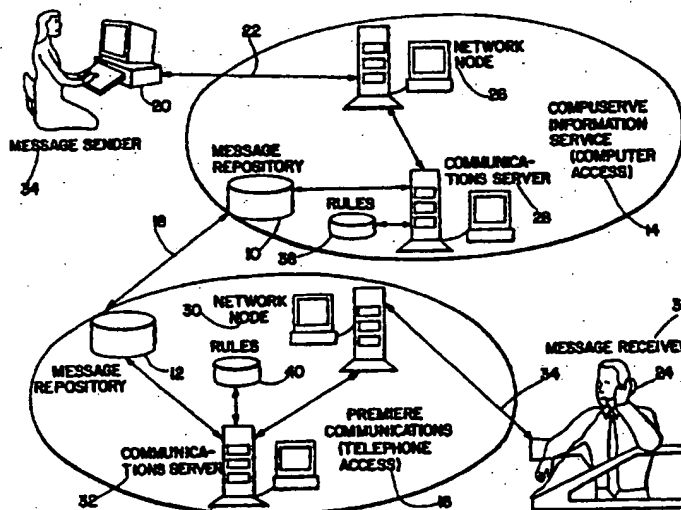




INTERNATIONAL APPLICATION PUBLISHED UNDER THE PATENT COOPERATION TREATY (PCT)

<p>(51) International Patent Classification ⁶ : H04N 11/00</p>	<p>A1</p>	<p>(11) International Publication Number: WO 97/49251 (43) International Publication Date: 24 December 1997 (24.12.97)</p>
<p>(21) International Application Number: PCT/US97/10441 (22) International Filing Date: 18 June 1997 (18.06.97) (30) Priority Data: 08/665,564 18 June 1996 (18.06.96) US (71) Applicant: COMPUERVE INCORPORATED [US/US]; 5000 Arlington Centre Boulevard, Columbus, OH 43220 (US). (72) Inventors: OWENS, Stephen, J., H.; 5837 Tuttle Grove Boulevard, Dublin, OH 43017 (US). FINNEY, Michael, S.; 2885 Bohlen Drive, Hilliard, OH 43026 (US). SNIDER, Michael, L.; 1078 Blind Brook Drive, Columbus, OH 43235 (US). WRIGHT, Randall, S.; 290 Bryant Avenue, Worthington, OH 43085 (US). PAYNTER, James, W.; 3327 Darby Glen Boulevard, Hilliard, OH 43026 (US). BARD, Robin, R.; 2896 Sawdust Lane, Dublin, OH 43017 (US). (74) Agent: STANDLEY, Jeffrey, S.; Standley & Gilcrest, Suite 500, 555 Metro Place North, Dublin, OH 43017 (US).</p>		<p>(81) Designated States: AL, AM, AT, AU, AZ, BA, BB, BG, BR, BY, CA, CH, CN, CU, CZ, DE, DK, EE, ES, FI, GB, GE, HU, IL, IS, JP, KE, KG, KP, KR, KZ, LC, LK, LR, LS, LT, LU, LV, MD, MG, MK, MN, MW, MX, NO, NZ, PL, PT, RO, RU, SD, SE, SG, SI, SK, TJ, TM, TR, TT, UA, UG, UZ, VN, ARIPO patent (GH, KE, LS, MW, SD, SZ, UG, ZW), Eurasian patent (AM, AZ, BY, KG, KZ, MD, RU, TJ, TM), European patent (AT, BE, CH, DE, DK, ES, FI, FR, GB, GR, IE, IT, LU, MC, NL, PT, SE), OAPI patent (BF, BJ, CF, CG, CI, CM, GA, GN, ML, MR, NE, SN, TD, TG).</p> <p>Published <i>With international search report. Before the expiration of the time limit for amending the claims and to be republished in the event of the receipt of amendments.</i></p>

(54) Title: INTEGRATED VOICE, FACSIMILE AND ELECTRONIC MAIL MESSAGING SYSTEM



(57) Abstract

A system for integrating electronic mail, voice mail and fax mail in a universal mailbox. Message receivers (36) may access their messages (12) with a telephone (24) or a computer (20) regardless of the communication medium used by the message sender (34). Using a telephone (24), message receivers (36) may playback voice mail, redirect fax mail, and "listen" to e-mail through a text-to-speech conversion process. Using a computer and modem (20), message receivers (36) may playback voice mail, view fax mail, and read e-mail by accessing the universal mailbox via connection software. Message senders (34) and receivers (36) may choose from a variety of filter and forward options that allow them to manage their communications via the universal mailbox. Forwarding and conversion of messages is performed automatically. The options define a set of rules to be applied to inbound and outbound messages so that messages are sent and received in accordance with the preferences of the senders (34) and receivers (36).

FOR THE PURPOSES OF INFORMATION ONLY

Codes used to identify States party to the PCT on the front pages of pamphlets publishing international applications under the PCT.

AL	Albania	ES	Spain	LS	Lesotho	SI	Slovenia
AM	Armenia	FI	Finland	LT	Lithuania	SK	Slovakia
AT	Austria	FR	France	LU	Luxembourg	SN	Senegal
AU	Australia	GA	Gabon	LV	Latvia	SZ	Swaziland
AZ	Azerbaijan	GB	United Kingdom	MC	Monaco	TD	Chad
BA	Bosnia and Herzegovina	GE	Georgia	MD	Republic of Moldova	TG	Togo
BB	Barbados	GH	Ghana	MG	Madagascar	TJ	Tajikistan
BE	Belgium	GN	Guinea	MK	The former Yugoslav Republic of Macedonia	TM	Turkmenistan
BF	Burkina Faso	GR	Greece	ML	Mali	TR	Turkey
BG	Bulgaria	HU	Hungary	MN	Mongolia	TT	Trinidad and Tobago
BJ	Benin	IE	Ireland	MR	Mauritania	UA	Ukraine
BR	Brazil	IL	Israel	MW	Malawi	UG	Uganda
BY	Belarus	IS	Iceland	MX	Mexico	US	United States of America
CA	Canada	IT	Italy	NE	Niger	UZ	Uzbekistan
CF	Central African Republic	JP	Japan	NL	Netherlands	VN	Viet Nam
CG	Congo	KE	Kenya	NO	Norway	YU	Yugoslavia
CH	Switzerland	KG	Kyrgyzstan	NZ	New Zealand	ZW	Zimbabwe
CI	Côte d'Ivoire	KP	Democratic People's Republic of Korea	PL	Poland		
CM	Cameroon	KR	Republic of Korea	PT	Portugal		
CN	China	KZ	Kazakstan	RO	Romania		
CU	Cuba	LC	Saint Lucia	RU	Russian Federation		
CZ	Czech Republic	LJ	Liechtenstein	SD	Sudan		
DE	Germany	LK	Sri Lanka	SE	Sweden		
DK	Denmark	LR	Liberia	SG	Singapore		
EE	Estonia						

INTEGRATED VOICE, FACSIMILE AND ELECTRONIC MAIL MESSAGING SYSTEM

BACKGROUND OF THE INVENTIONField of the Invention

5 The present invention relates generally to communication technologies such as electronic mail (e-mail), voice mail, and facsimile (fax) mail messaging. Particularly, the present invention relates to systems for seamlessly integrating communications to facilitate access to electronic mail, voice mail, and fax mail messages via multiple single access points.

Description of the Related Art

10 Communications technology today allows individuals to send messages to one another from virtually any location in the world at virtually any time of day. The variety of communication modes (e.g., telephone, computer) and communication media (e.g., e-mail, voice mail, fax mail) available today allows individuals to choose one appropriate for the circumstances. For example, a sales representative in London who needs to contact a home
15 office in Boston may choose to call the home office at 8:00 AM local time knowing that no one will be in the office to answer the call, but that voice mail is available so a message may be left for the appropriate party. Alternatively, the sales representative may choose to send e-mail to the appropriate party.

 In general, message senders today may select from a variety of communication media
20 while message receivers are limited to the option selected by the message sender. If the sender uses the telephone to leave a voice mail message, the message receiver is required use a telephone to retrieve the voice mail message. If the sender uses a computer to send an e-mail message, the message receiver is required to use a computer to retrieve the e-mail

message. In the voice mail example, it may be the case that, on the particular day the voice mail message was left, the intended receiver has access to a computer terminal and modem, but does not have access to a telephone to retrieve the voice mail message. In the e-mail example, on the day that the e-mail was sent, the intended receiver may have access to a telephone, but may not have access to a computer terminal and modem to read the e-mail message. In both instances, the message receiver may be unable to retrieve the message because the available communication mode may not be used to retrieve the message. Furthermore, even if the message receiver has access to a telephone, a computer, or some other communication device, the receiver may prefer using one device over the others. For example, the receiver may spend most of his working day on a computer and may therefore, prefer to retrieve all of his inbound messages—regardless of the originating communication medium—using his computer.

The inability to alter the message medium after a message has been sent (or to use a communication mode other than the one selected by the sender) unnecessarily burdens both message senders and message receivers. Senders and receivers may be required to select a medium prior to communicating so the parties are assured the communication will be received in a timely manner. If circumstances for the receiver change at any point following selection of the medium and the receiver is unable to notify the sender of the change, the receiver may risk missing the sender's communication because the message may not be accessible using an alternate communication mode. In addition, the inability of a message receiver to retrieve all inbound messages using a single communication mode or device results in additional burdens. Receivers are inconvenienced when they are required to switch,

for example, between the telephone to retrieve voice mail messages and the computer to retrieve e-mail messages.

Technologies have been introduced that address the inconveniences imposed by widespread use of different messaging media. For example, Text-To-Speech (TTS) technology allows written messages to be heard by a message receiver. However, message receivers are generally required to integrate this technology into their own customized telecommunications/computer environments. Messages in differing media (e.g., e-mail, voice mail, fax mail) have not been seamlessly integrated into a single, universal mailbox with capabilities for same-media and cross-media notification and responses.

10

SUMMARY OF THE INVENTION

The present invention addresses the limitations in current communications technology that require receivers to retrieve messages in accordance with a predetermined communication medium or in accordance with the communication mode selected by senders. The present invention is a seamlessly integrated communications system that combines e-mail, voice mail, and fax mail messages in a universal mailbox with capabilities for same-media and cross-media notification and responses. The universal mailbox supports cross-media messaging so all inbound messages—regardless of the originating communication medium—may be retrieved by a message receiver using a single access device or communication mode such as a telephone or computer. Cross-media notification capabilities allow a message receiver, for example, to be paged when a new e-mail message arrives or to get an e-mail message when a voice mail message arrives. Cross-media responding allows a message receiver, for example, to send a voice mail message in response to an e-mail

message, send an e-mail message in response to a voice mail message, send a fax in response to an e-mail message, etc.

The universal mailbox serves as a single access point for communication media such as e-mail, voice mail, and fax mail and allows message receivers to access their messages using a single communication mode or device. In a first communication mode using a standard telephone, receivers may listen to voice mail messages, redirect fax mail to a fax machine, or "listen" to e-mail messages. E-mail messages are automatically reformatted or converted to a voice mail format through a text-to-speech conversion process. In a second communication mode using a computer and modem, users may playback voice mail messages, view fax mail messages, or read e-mail messages. Messages are automatically reformatted or converted into the appropriate format (e.g., *xing* protocol.)

The present invention also provides an alternative platform from which to deliver newsworthy and up-to-date information. Using a standard telephone (telephone access), users may listen to the latest stock quote prices, news stories about competitors and customers, and sports score updates from favorite sports teams—information generally available only via on-line databases. Message reformatting or conversion is done automatically by a telecommunications or remote access (on-line) information service provider (collectively, access services) that deliver inbound messages so message receivers need only specify a preferred communication medium to take advantage of the features and functionality of the present invention.

The present invention offers a variety of features to both "senders" and "receivers" of messages. Senders are users who address communications to the universal mailbox. Senders use a particular communication mode (e.g., telephone, computer/modem) to send messages.

Initially, messages are routed to and stored in a mailbox (i.e., message repository) compatible with the sender's communication mode/medium. For example, messages sent via the telephone may be stored in a voice mailbox. Messages sent via a computer and modem may be stored in an electronic mailbox.

5 Receivers are owners of the universal mailbox and are the users to which the individual voice mail, fax mail, and e-mail messages are addressed. For a receiver, the universal mailbox serves as a single message repository from which the receiver may retrieve voice mail, fax mail, and e-mail messages. To take advantage of the universal mailbox, the message receiver indicates a preferred communication medium by selecting options that

10 define rules to be applied automatically by the service provider or access service to inbound messages. For example, a receiver may, by selecting certain options, define a rule to request that messages initiated via the telephone be stored in a voice mailbox and forwarded to an e-mail mailbox for later viewing. Alternatively, a receiver may, by selecting certain options,

15 define a rule to request that messages initiated via a computer/modem (i.e., e-mail messages) be stored in an e-mail mailbox and forwarded to a voice mailbox for later retrieval. Any reformatting or conversion of the message that is required is performed automatically as part of the forwarding operation. Receivers and senders may also select options for defining rules to send and receive notifications of incoming messages. Although messages may be stored in and/or forwarded to different physical locations, from the message receiver's viewpoint, there

20 is one universal mailbox (or message repository) that he or she may access to retrieve inbound messages.

To use the universal mailbox of the present invention, the receiver selects filter and forward options to define rules applicable to inbound messages. As messages addressed to

the receiver arrive at the access service (which facilitates delivery of the message), the receiver's rules are applied so all forwarding and conversion of messages (if necessary) may be performed automatically. In addition, notification rules, if defined, are applied so the receiver may be alerted to the incoming messages. The receiver then uses the appropriate communication mode (e.g., telephone, computer) to retrieve the inbound messages. For example, a receiver may dial into a voice mailbox with a standard telephone and listen to voice mail messages, redirect fax mail to a local fax machine, or "listen" to e-mail messages (telephone access.) Alternatively, a user may dial into an e-mail mailbox with a computer and playback voice mail messages, view fax mail messages, and read e-mail messages (computer access.)

BRIEF DESCRIPTION OF THE DRAWINGS

Figure 1 is a system organization diagram of the primary components for a preferred embodiment of the present invention;

Figure 2 is a diagrammatic representation of the functionality of the present invention;

Figure 3 is a data flow diagram for a preferred embodiment of the present invention;

Figure 4 is a block diagram of the primary components for a telephone access

service's internal network for a preferred embodiment of the present invention;

Figure 5 is a block diagram illustrating a preferred method for replying via the telephone to electronic mail messages for a preferred embodiment of the present invention;

Figure 6 is a flow diagram for the voice mail filter and forward options of the present invention;

Figure 7 is a flow diagram for the fax mail filter and forward options of the present invention;

Figure 8 is a flow diagram for the electronic mail filter and forward options of the present invention;

5 Figure 9 is a flow diagram for the live operator assistance filter and forward options of the present invention;

Figure 10 is a diagrammatic representation of the voice mail telephone dial-in access user options for a preferred embodiment of the present invention;

10 Figure 11 is a diagrammatic representation of the fax mail telephone dial-in access user options for a preferred embodiment of the present invention;

Figure 12 is a diagrammatic representation of the electronic mail telephone dial-in access user options for a preferred embodiment of the present invention;

Figure 13 is a diagrammatic representation of the voice mail computer dial-in access user options for a preferred embodiment of the present invention;

15 Figure 14 is a diagrammatic representation of the fax mail computer dial-in access user options for a preferred embodiment of the present invention;

Figure 15 is a diagrammatic representation of the electronic mail telephone dial-in access user options for a preferred embodiment of the present invention;

20 Figure 16 is a diagrammatic representation of a common message format for a preferred embodiment of the present invention; and

Figure 17 is a flowchart for the telephone access service call flow for a preferred embodiment of the present invention.

DETAILED DESCRIPTION OF PREFERRED EMBODIMENT(S)

The present invention is a sophisticated computer system that facilitates communications between senders and receivers of e-mail, voice mail, and fax mail messages. The system is comprised of a collection of application programs and services hosted on different computers (or servers) and various devices that are interconnected by an

5 infrastructure that supports communications between the participating entities. In a preferred embodiment of the present invention, the application programs and services as well as the supporting hardware components of the present invention may be developed and maintained by different service providers who cooperate with one another to provide the features and functionality of the present invention. Using this arrangement, each service provider may

10 focus on the development of technology suited to its particular area of expertise. In an alternative embodiment of the present invention, the features and functionality may be developed and maintained by a single service provider or access service. The service provider or access service on which the message receiver relies for delivery of voice mail, e-mail, and fax mail messages knows the receiver's preferences as defined in a set of rules so

15 all messages may be delivered to the receiver in accordance with his or her preferences. The ability to receive cross-media messages and notifications based on rules defined in accordance with user preferences is unique to the present invention.

The features and functionality of the present invention may be described in accordance with the following terms:

Message:	a communication in writing, speech, or signals; substantive information to be conveyed from one party to another
Senders:	users sending messages to a user of the universal mailbox
Receivers:	users of the universal mailbox who receive messages from senders

CompuServe Mailbox:	on-line mailbox into which receivers dial with a computer and a modem to retrieve their voice, fax, and e-mail messages
Premiere Mailbox:	mailbox into which receivers dial a standard telephone to retrieve their voice, fax and e-mail messages
Voice mail:	a recorded voice message sent to the universal mailbox
Fax mail:	a digitized fax message sent to the universal mailbox
E-mail:	a text message sent to the universal mailbox
Sender Options:	options to send voice, fax, text or translated voice-to-text messages
Receiver Options:	options available to immediately notify a receiver of a new message or to deliver a message to an alternate device/address
Filter and Forward:	process of applying rules based on the sender of a message to immediately notify a receiver of a new message or to deliver a message to an alternate device/address
Store and/or Forward:	process of storing messages for later review
Universal Mailbox:	integrated message repository for accessing messages using different communication modes; may be comprised of message repositories maintained by different service providers
Message Data:	addressing/routing information and substantive information to be conveyed to a receiver
Message Format:	method of organizing/arranging/encoding message data to facilitate transport, storage, retrieval, display, etc.
Communication/Message Medium:	method for conveying a message such as voice mail, e-mail, fax mail
Communication Mode:	means or method for sending or receiving messages such as a telephone, computer, pager, etc.

Service Provider:	provider of access to a universal mailbox in accordance with a particular communication mode (e.g., telephone access, computer access). A single service provider may support more than one communication mode or several service providers may support a single communication mode.
-------------------	--

Referring to Figure 1, a system organization diagram for a preferred embodiment of the present invention is shown. The universal mailbox of the present invention may actually be comprised of more than one message repository 10, 12. Inbound messages in accordance with a first communication medium that are to be retrieved using a second communication medium may be stored initially in one message repository and then copied to another message repository for conversion and forwarding to the intended receiver. Reformatting and/or conversion may be performed as part of the message forwarding operation. Alternatively, reformatting/conversion operations may be performed when a receiver retrieves messages.

Communications with each message repository may be facilitated by message servers that process inbound and outbound messages. For example, the message servers may apply a message receiver's rules (as defined in accordance with filter and forward options) to the receiver's inbound messages. Sender rules may be applied by the message servers to outbound messages. Collectively, the servers and associated message repositories function as message gateways so that users may access messages in different communication media using different communication modes.

Each mailbox shown in Figure 1 (10, 12) may serve as a repository for a receiver's messages and may store messages in accordance with pre-defined protocols and formats for accessing, reviewing, and managing the messages. The message repository may be

implemented as a database from which messages may be retrieved. Access to and communications with a message repository that is part of the universal mailbox may be facilitated by a computer access service provider such as the CompuServe Information Service 14. Access to and communications with a universal mailbox message repository may also be facilitated by a telephone access service provider such as Premiere Communications 16. In the event the message repositories 10, 12 are maintained by different service providers 14, 16, a dedicated communication link 18 may be established between the repositories 10, 12 so messages may be transferred between the repositories, reformatted or converted if necessary, and hence, delivered to message receivers in a timely manner and in accordance with the receiver's preferences. In a preferred embodiment of the present invention, the dedicated communication link is a X.25 link between network nodes belonging to the respective service providers. Message repositories may hold both inbound and outbound messages.

Different service providers 14, 16 may facilitate access to message repositories of the universal mailbox in accordance with different communication modes. For example, one service provider 14, such as the CompuServe Information Service, may provide access to a message repository via a computer and modem 20 (computer access.) The computer may be equipped with connection software that has a graphical user interface, such as the CompuServe Information Manager for Windows (WinCIM). The connection software allows the user to establish and maintain a connection 22 with the on-line information service 14 and to perform tasks and interact with the service. Preferably, the connection software is equipped with an audio file player so that the user may listen to voice mail messages in an audio file format such as the "xing" file format. The connection software is also, preferably,

equipped with a fax viewer so the user may view fax mail messages. Another service provider 16, such as Premiere Communications, may provide access to a message repository via a telephone 24 (telephone access.) Users of the service may send and retrieve messages by pressing buttons in response to menu options and talking to recording devices or live
5 operators. With the present invention, message senders and receivers may choose the user interface (e.g., graphical user interface, automated telecommunications interface) with which they are most familiar and comfortable to both send and retrieve messages regardless of the communication medium selected by the original message sender or receiver.

Each service provider or access service may install and maintain servers 26, 28, 30,
10 32, network nodes, and other devices (e.g., switches) configured in accordance with known methods for establishing wide area or local area networks that support the services offered by the provider. Users choose a communication mode (such as a computer 20 or a telephone 24) to establish connections 22, 34 with the service provider's network. Interactions with message repositories 10, 12 may then be facilitated by Communications Servers 28, 32 that
15 are in turn accessible via Network Nodes 26, 30 that manage network traffic between message senders and receivers 34, 36 and message repositories 10, 12.

Communications between a message sender and a message receiver may be accomplished in accordance with the present invention as follows. A message sender 20 (who happens to be an information service subscriber, but does not have to be) who wishes to
20 send an e-mail message to a message receiver 24 may establish a connection 22, via a Network Node 26, with an information service 14 such as the CompuServe Information Service. Alternatively, messages may be sent through other third party sources or services such as the Internet, etc. to the information service 14. The message sender 34 composes the

message on the computer 20, supplies an identifier for the message receiver (such as a member number), and sends the message. The e-mail message may be routed by the Network Node 26 to a Communications Server 28 of the information service which, based on known preferences of the message receiver 36 as defined in a set of rules, makes arrangements to forward the e-mail message to another service provider 16 (e.g., Premiere Communications) that facilitates access to e-mail messages via the telephone 24. The e-mail message may then be stored in a message repository 12 of the telephone access service provider 16 for later access by the message receiver 36. When the message receiver 36 calls in to retrieve his messages, the original e-mail message may be translated by the Communications Server 32 using a text-to-speech translation process. Although the message sender 34 chose to communicate with the message receiver 36 via e-mail, using the present invention, the message receiver 34 is able to access the message using a different communication mode (i.e., the telephone 24.) The conversion of the message from one communication medium to another is performed automatically. The present invention allows the message receiver to select options to define a rule that then allows him or her to "listen" to e-mail messages which have been forwarded from the information service message repository 10 to the telephone service message repository 12.

The message receiver 36 may also be a message sender and the message sender 34 may be a message receiver. To send a voice mail message to a message receiver, the message sender 36 may access the telecommunications network 34 of the telephone access service 16 (e.g., Premiere Communications) to leave a voice mail message for a message receiver. The voice mail message may be routed by the Network Node 30 to a Communications Server 32 of the telephone access service 16 which, based on known preferences of the message

receiver 34, makes arrangements to forward the voice mail message (e.g., via e-mail messaging capabilities such that the voice mail message as stored in an audio file is attached to an e-mail message) to another service provider 14 (e.g., CompuServe Information Service.) The e-mail message and associated voice mail message in the audio file may then be stored in
5 a message repository of the computer access service provider 14 for later access by the message receiver 34. When the message receiver logs in or connects to the information service (using a computer 20) to retrieve her e-mail messages, the message receiver may retrieve the original voice mail message by accessing the associated e-mail message. The computer's 20 connection software equipped with the audio player may then play for the
10 message receiver 34 the original voice mail message as stored in the audio file format. Fax mail messages may also be forwarded in a similar manner from the telephone access service 16 to the computer access service 14 so message receivers may view fax mail messages using the fax viewer capabilities of the connection software.

Referring to Figure 2, an overview of the functionality provided by the present
15 invention in a preferred embodiment in which two access service providers cooperate to provide services and functionality in accordance with the present invention is shown. As shown in Figure 2, using the telephone to dial into the universal mailbox, a user may listen to voice mail, review and forward faxes, determine if e-mail has been received, convert an e-mail message to a fax mail message and forward it to a local fax machine, talk to an operator
20 to set up rules for processing inbound messages (e.g., arrange for notification of inbound messages), and make long distance calls. Using the computer to access the universal mailbox, a user may check e-mail, voice mail, and fax mail messages, review long distance

charges on-line, and select options to set up rules for filtering and forwarding of information to the dial-in or telephone access service.

Referring to Figure 3, the flow of data between two access service providers in accordance with a preferred embodiment of the present invention is shown. As shown in
5 Figure 3, inbound fax mail and voice mail messages are first processed by a telephone access service (e.g., Premiere.) Depending on the options selected by the sender and receiver, messages and/or notifications may be forwarded to the computer access service (e.g., CompuServe.) Inbound e-mail messages are first processed by a computer access service (e.g., CompuServe.) Depending on the options selected by the sender and receiver, messages
10 and/or notifications may be forwarded to the telephone access service (e.g., Premiere.) Also, depending on the options selected by the receiver, rules may be applied to messages so they are converted automatically from one communication medium to another.

Referring to Figure 4, a block diagram of the primary components for a telephone access service's (e.g., Premiere) internal network for a preferred embodiment of the present
15 invention is shown. The telephone access service's system, preferably, supports receiving, playing, saving, deleting, faxing, and replying to e-mail messages. As shown in Figure 4, the functionality may be provided by several nodes. The nodes and servers that comprise the telephone access service's internal network may be part of a local area network as supported by a commercially available networking package such as Novell's Netware 72. Preferably,
20 one node (e.g., CompuServe Node) 60 serves as an e-mail gateway to the computer access service's network. This e-mail gateway node 60 handles the downloading of sign-up requests and new e-mail messages as well as the sending of e-mail message replies. It receives a forwarded copy from the computer access service of each e-mail message for participating

subscribers. Also, it maintains the X.25 dedicated link to the computer access service's network. Preferably, the e-mail gateway node handles only e-mail and is not responsible for call handling. The e-mail gateway node repeatedly checks the mailbox account (e.g., Premiere's Mailbox) 58 at the computer access service (e.g., CompuServe) 14 for new e-mail messages and handles sending e-mail replies to the mailbox account 58. Preferably, another server (e.g., E-mail) 62 is dedicated to the storage and retrieval of e-mail messages. When the e-mail gateway node receives a new e-mail message, it notifies another network management node (e.g., Netman) 64. This network management node 64 may, in turn, modify a customer database, for example, when a sign-up request is received. In general, the e-mail gateway node handles low-level e-mail transmission details while telephone calls are processed by other dedicated nodes (e.g., TTSNode and Telnode) 66, 68 and a switch 70.

In a preferred embodiment of the present invention, one node (e.g., TSSNode) 66 is dedicated to providing e-mail functionality during telephone calls. This e-mail functionality node 66 plays, saves, deletes, notifies, faxes, and creates e-mail replies. Generally, calls may be processed by a call processing node (e.g., Telnode) 68. However, when special buttons are pressed (e.g., *1), the call may be transferred to the e-mail functionality node 66. When the caller finishes with e-mail related features, the call may be transferred back to the call processing node 68 when the caller presses a button (e.g., *).

In accordance with the preferred embodiment of the present invention, inbound e-mail messages may be processed as follows. Referring to Figure 4, a message sender 50 who happens to be a computer access service subscriber 54 (but is not required to be a computer access service subscriber) connects 52 to the computer access service 14 to send an e-mail message to another on-line service subscriber 56. When the e-mail message reaches the

message receiver's mailbox 56 at the computer access service, a rule is activated which indicates the e-mail is to be forwarded to the telephone access service's (e.g., Premiere) mailbox 58. The e-mail gateway node (e.g., CompuServe Node) 60, which uses the dedicated link 18 to continually poll the telephone access service's mailbox 58, downloads the new e-mail message, saves it on an e-mail server 62, and notifies the network management node (e.g., Netman) 64 that a new e-mail message has arrived for the message receiver.

Referring to Figure 5, the message receiver 76 may respond as follows. The message receiver 76 calls the telephone access service (e.g., Premiere) 16 access number. The call is processed by a switch 70 and call processing node (e.g., Telnode) 68 as follows. The caller 10 76 enters an authorization code and a personal identification number. The e-mail gateway node is searched to determine whether there are new e-mail messages in the caller's account. In this example, the caller has a message and is given the option of retrieving it by pressing a button sequence. The caller presses buttons (e.g., *1) to retrieve it. The call is transferred from the call processing node 68 to the e-mail functionality node 66 which answers the call. 15 The caller presses a button (e.g., 1) to hear the new e-mail message. The e-mail functionality node 66 performs the necessary conversion and plays the e-mail message which is actually located on the e-mail server 62. After listening to the e-mail, the caller may reply by pressing a button (e.g., 4) and selecting from a list of short messages. When the caller finishes with other e-mail related tasks (e.g., listening, saving, deleting, faxing, and setting options), he 20 presses a button (e.g., *) to make a call and is transferred from the e-mail functionality node 66 to the call processing node 68.

Both message senders and message receivers have a variety of message management options available to them. By selecting from among the available options, a set of rules to be

applied to a sender or receiver's messages may be defined. Message management options are used to control the sending and receiving of messages and associated notifications so they are delivered in accordance with the preferences of both senders and receivers. Sender options are the choices a user has to send a message to the universal mailbox of a message receiver.

- 5 Preferably, a sender may select a mode by which a message may be sent—for example, a standard telephone for voice or fax mail or a computer/modem for e-mail. The options available to a sender depend in part on the communication mode and related services offered by the provider.

10 Message receivers also have options that allow them to manage the retrieval of messages. The options allow message receivers to select the communication medium by which they would like to receive/retrieve their messages. By selecting from among the available options, a rule for cross-media messaging may be defined so that all of a message receiver's incoming messages are forwarded, converted if necessary, and stored in a single message repository from which the receiver may retrieve the messages. Cross-media
15 responding is also possible so message receivers may respond to a message using a different communication medium than the communication medium in which the message was retrieved. For example, a message receiver may respond to voice mail using e-mail, respond to e-mail using voice mail, response to fax mail using e-mail, etc.

20 Inbound message options also allow a receiver (1) to be notified immediately of an inbound message and/or to redirect a message to an alternate device/address (i.e., perform an immediate action in response to the arrival of the message—immediate filter and forward options) or (2) to have messages stored in the original communication medium format or a second communication medium format for later retrieval (store and forward options.) Store

and forward options provide the receiver with different ways, upon dialing in with a telephone or a computer, to retrieve and manage messages that have been stored.

Based the receiver's immediate filter and forward option settings, the receiver may be notified of an incoming message as messages (or portions of messages) may be immediately forwarded to alternate target devices/addresses such as a pager or electronic mailbox. For example, if an important voice mail message arrives at the intended receiver's voice mailbox, a notification may be sent. Notifications may include cross-media notifications in which a receiver may be notified using a communication medium that is different than the original communication medium used by the sender. For example, a page may be sent to an alphanumeric pager alerting the receiver that an e-mail message has arrived. Alternatively, an e-mail message may be sent in response to the arrival of a voice mail message. The filtering rules (in accordance with the filtering options selected by the receiver) applied to the message are based on the sender's originating telephone number or e-mail address. The forwarding options available are determined by the type of message received from the sender (e.g., voice mail, fax mail or e-mail) and the alternate target device/address (e.g., pager, e-mail account, fax machine, voice mailbox).

Referring to Figure 6, voice mail message immediate filter and forward options are shown. When a voice mail message is received, the receiver has several forwarding options based on who sent the message (as determined by the originator's telephone number):

- No forwarding—hold the voice mail message in the telephone access message repository for later dial-in pickup.
- Convert the voice mail message file to an audio format (such as *xing*) and download to the receiver's computer access message repository mailbox so the user may "listen" to the voice mail message using connection software with appropriate audio format (such as *xing*) support.

- Send an alert (including the sender's name/number) to any e-mail address (CompuServe, Internet, etc.) that a voice mail message is waiting at the telephone access message repository. A copy of the voice mail message is left at the telephone access message repository.
- 5 • Send an alert (including the sender's name/number) to a pager that a voice mail message is waiting at the telephone access message repository. A copy of the voice mail message is left at the telephone access message repository.
- 10 • Send an alert (including the sender's name/number) to any fax machine that a voice mail message is waiting at the telephone access message repository. A copy of the voice mail message is left at the telephone access message repository.
- Dial a cellular or landline telephone and play the voice mail to the receiver.

In addition, a receiver may choose to use several of these rules for one inbound voice
15 message. For example, a receiver may wish to be notified via a pager and have the voice mail message forwarded to his or her computer access message repository.

Referring to Figure 7, when a fax mail message is received, the receiver has several immediate filter and forward options based on who sent the message (as determined by the originator's telephone number):

- 20 • No forwarding—hold the fax mail message in the telephone access message repository for later dial-in pickup.
- Download the fax file to the receiver's computer access message repository. The user may "view" the fax mail message using connection software with fax viewer capabilities. A voice message sent with the fax
25 may also be converted to an audio format protocol (such as *xing*) and downloaded to the computer access message repository (as a multipart message).
- Send an alert (including the sender's name/number) to any e-mail address (CompuServe, Internet, etc.) that a fax mail message is waiting at the telephone access message repository. A copy of the fax mail message is
30 left at the telephone access message repository.
- Send an alert to a pager (including the sender's name/number) that a fax mail message is waiting at the telephone access message repository. A

copy of the fax mail message is left at the telephone access message repository.

- Redirect any inbound fax to an alternate fax machine. A copy of the fax mail message may or may not be left at the telephone access message repository.
- Dial a cellular or landline telephone and play the voice message that accompanied the fax mail message.

In addition, a receiver may choose to use several of these rules for one inbound fax message. For example, a receiver may wish to be notified via a pager and have the fax mail message forwarded to his or her computer access message repository.

Referring to Figure 8, when an e-mail message is received, the receiver has several immediate filter and forward options based on who sent the message (as determined by the originator's e-mail address.) Additional rules include keyword searches on subjects and priority/high importance messages:

- No forwarding—hold the e-mail message in the computer access message repository for later on-line dial-in.
- Download the e-mail message to the receiver's telephone access message repository. The user may "listen" to the e-mail message using text-to-voice translation by dialing into the telephone access service message repository. A copy may or may not be left at the receiver's computer access message repository.
- Redirect the e-mail message to any e-mail address (CompuServe, Internet, etc.). A copy of the e-mail message may or may not be left in the computer access message repository.
- Send an alert (including the sender's name/e-mail address and message text) to a pager that an e-mail message is waiting at the computer access message repository. A copy of the e-mail message is left in the computer access message repository.
- Convert and redirect inbound e-mail message to a fax machine. A copy of the e-mail message may or may not be left in the computer access message repository.

- Dial a cellular or landline telephone and play the text-to-voice converted message or a portion of that message (e.g., "You have received a message from _____ with subject _____.")

5 In addition, a receiver may choose to use several of these rules for one inbound e-mail message. For example, a receiver may wish to be notified via a pager and have the e-mail message forwarded to his or her telephone access message repository.

Referring to Figure 9, when an operator takes a message and transcribes it into a text message, the receiver has several immediate filter and forward options:

- 10 • Send the text message (including the sender's name and message text) to any e-mail address (CompuServe, Internet, etc.)
- Send the text message (including the sender's name and message text) to a pager. A copy of the e-mail message is left in the computer access message repository.
- 15 • Convert and redirect the text message to a fax machine.

When a live call is on hold, the receiver has several options to be connected with the call:

- A message may be sent to a pager and the receiver calls back in to join the live call.
- 20 • A call may be made to a cellular telephone and/or a landline telephone. If the receiver answers, he or she is patched into call on hold.
- If the receiver cannot be located, the sender may be placed into the voice mail

In addition to immediate filtering and forwarding of messages, a receiver may also
25 store messages for later review and forward them after initial viewing. A receiver's inbound messages may be stored in either or both of two message repositories: the computer access message repository and the telephone access message repository. The options available for

reviewing and forwarding messages differ based on the communication mode used to retrieve the messages and the communication medium.

For the messages stored in the telephone access message repository, receivers may review those messages by dialing in with a standard telephone. The options for reviewing the messages depend on the type of message (voice, fax, or e-mail.)

Referring to Figure 10, as a receiver dials into the telephone access message repository, he or she has several store and forward options to review the waiting voice mail:

- Listen to the voice mail message.
- Delete or save the voice mail message after review.
- 10 • Forward the voice mail message to any computer access service account. The new receiver may listen to the voice mail message using connection software that supports an audio protocol such as "xing."
- Forward the voice mail message to any telephone access service account. This option is similar to the forwarding options available on most
- 15 corporate voice mail packages.
- Forward the voice mail message to a landline or cellular telephone. Using this option, a comment may be attached to the original voice mail message and delivered to another telephone number.
- Create a live call to the sender of the voice mail message by selecting a
- 20 button (e.g., *). This option may automatically dial the original number and a response to the voice mail message may be delivered personally or to the sender's voice mail system.

Referring to Figure 11, as a receiver dials into the telephone access message repository, he or she has several store and forward options to review the waiting fax mail:

- 25 • Listen to the voice message with the fax mail message and send the fax to the local fax machine.
- Delete or save the fax mail message after review.
- Forward the fax mail message to any computer access service account. The fax mail message may be viewed using connection software with a fax
- 30 viewer.

- Forward the fax mail message to any telephone access service account. This option is similar to the forwarding options available on most corporate voice mail packages.
- 5 • Attach a voice-to-text comment with the fax mail message and send the forwarded fax to any fax machine.
- Respond to the fax immediately by selecting buttons (e.g., *1) to speak to a live operator who transcribes a voice-to-text message. The message is delivered to the originating fax machine and/or the fax machine that delivered the message.
- 10 • The user may also select buttons (e.g., *2) to create a live call to the sender of the fax mail message. The sender's voice number is dialed automatically and a response to the fax mail message may be delivered personally or to the sender's voice mail system.

Referring to Figure 12, as a receiver dials into the telephone access message repository, he or she has several store and forward options to review the waiting e-mail:

- Listen to the e-mail message using a text-to-voice translation process.
- Delete or save the e-mail message after review
- Forward the e-mail message to any e-mail account. If needed, attach a comment to the forwarded e-mail message through a voice-to-text translation process or with a file in an audio format such as *xing*.
- 20 • Forward the e-mail message to any telephone access service account. If needed, attach a comment to the forwarded e-mail message through a voice-to-text translation process or with a voice file. This option is similar to the forwarding options available on most corporate voice mail packages.
- 25 • Attach a voice-to-text comment with the e-mail, convert to a fax format, and send the forwarded e-mail message to any fax machine.
- Respond to the e-mail message immediately by selecting buttons (e.g., *1) to compose a return e-mail message with a voice-to-text translation message. In addition, a response may be created by sending a voice file (e.g., as formatted in accordance with the *xing* protocol) or by selecting a prerecorded message. The message is delivered to the originating e-mail address.
- 30 • The user may also select buttons (e.g., *2) to create a live call to the sender of the e-mail message. The sender's voice number is dialed automatically and a response to the e-mail message may be delivered personally or to the sender's voice mail system.
- 35

For the messages that are stored in the computer access message repository, receivers may review those messages by dialing in with a modem-equipped computer. The options available to review the messages depend on the type of message (voice, fax, or e-mail.)

Referring to Figure 13, as a receiver dials into the computer access message repository, he or she has several store and forward options to review the waiting voice mail message (based on the user's earlier choice to have voice mail message forwarded from the telephone access message repository to the computer access message repository):

- Listen to the voice mail message using connection software with audio file support (such as *xing*).
- Delete or save the voice mail message after review.
- Forward the voice mail message to any other computer access service account with a text comment (if necessary). The voice mail message may be heard using connection software that supports an audio protocol such as *xing*.

10

15

Other options may be made at the computer access service interface, but performed at the telephone access message repository. For example, if a user wants to forward a voice mail message to another telephone access service account or to a cellular/landline telephone, this instruction may be delivered back to the telephone access service provider which transfers the voice mail message to the appropriate device.

20

Referring to Figure 14, as a receiver dials into the computer access message repository, he or she has several store and forward options to review the waiting fax mail message (based on the user's earlier choice to have fax mail message forwarded from the telephone access message repository to the computer access message repository):

- View the fax mail message using connection software with fax viewer support.
- Delete or save the fax mail message after review

25

- Forward the fax mail message to any computer access service account with a text comment (if necessary). The fax mail message may be viewed using connection software with a fax viewer.
- Attach a comment to the fax mail message and send the forwarded fax to any fax machine.
- Respond to the fax immediately by selecting reply and composing a return fax. The text message may be delivered to the originating fax machine and/or the fax machine that delivered the message.

5
10 Other options may be chosen at the computer access interface, but performed at the telephone access service. For example, if a user wants to forward a fax mail message to another telephone access message repository, this instruction may be delivered back to the telephone access service which transfers the fax mail message to the appropriate address.

Referring to Figure 15, as a receiver dials into the computer access message repository, he or she has several store and forward options to review the waiting e-mail
15 messages:

- Review the e-mail message
- Delete or save the e-mail message after review
- Forward the e-mail message to any e-mail account. If needed, attach a comment to the forwarded e-mail message.
- Attach a comment with the e-mail, convert the text to a fax format, and send the forwarded e-mail message to any fax machine.
- Respond to the e-mail immediately by selecting reply and composing a return e-mail message. The message may be delivered to the originating e-mail address.

20
25 Other options may be chosen at the computer access service interface, but performed at the telephone access service. For example, if a user wants to forward an e-mail message to another telephone access message repository, this instruction may be delivered back to the telephone access service which then transfers the e-mail message to the appropriate address.

In a preferred embodiment of the present invention, immediate filter and forward as well as store and forward options are selected using an on-line interface for the computer access service. The options are used to establish rules to be applied to inbound and outbound messages. Different rules may be established (via options) for each sender from which a message receiver expects to receive messages. Preferably, a sender is chosen from an on-line address book. By selecting a sender, the e-mail, fax mail, and voice addresses/numbers are retrieved automatically from an address database into a filtering rules area so that filtering criteria may be established for the sender. Next, the forwarding rules are defined for each inbound communication. For example, if a voice mail message is received from John Smith (the sender), the receiver defines specific voice forwarding options for John Smith. If a fax mail message is received from John Smith, the receiver defines specific fax forwarding options for John Smith. If an e-mail message is received from John Smith, the receiver may specify e-mail forwarding options for the message. The receiver may also set options to define rules for receiving notification of incoming messages.

The final step is to download the rules to the telephone access service so voice and fax filtering and forwarding preferences may be applied as communications are received at the telephone access message repository. Preferably, the telephone access rules database is updated as changes are made to the rules in the computer access service rules database so that the same filter/forward rules are applied to a message receiver's inbound messages whether they are initiated by a message sender via the telephone or the computer.

Referring to Figure 16, a message format for messages exchanged between the computer access message repository and the telephone access repository is shown. The message may have an envelope 50 and a body 54. The envelope 50 may have a message

header that includes several lines of text 60 identifying the service provider to which the message may be forwarded and other information regarding the source of the message. The body of the message 54 includes the message header 56 and message text 58 of the original message. The message header 56 of the body 54 identifies the original message receiver and
5 the message sender.

The common message format facilitates the exchange of messages in accordance with various communications media so that messages may be retrieved from the universal mailbox. The common format is based on known e-mail formats so that messages may be forwarded from the computer access message repository to the telephone access message
10 repository using standard e-mail protocols. Using this approach, the telephone access service appears to the computer access service to be another member of the service to whom messages may be forwarded. The telephone access service may accept all types of messages, including multipart and binary messages, that the computer access service is capable of processing. Consequently, e-mail messages may arrive at the telephone access service for
15 reformatting/conversion and distribution to voice mail mailboxes for later retrieval by subscribers.

Using the common message format approach, the telephone access service appears to the computer access service to be a service from which e-mail messages also may be received. Voice mail messages that originate at the telephone access service may be
20 forwarded to the computer access service in accordance with an e-mail message that has an attached audio file containing the original voice mail message. Computer users may then use their connection software to retrieve e-mail messages including those e-mail messages

associated with audio files. The connection software, which is equipped with an audio file player, may then, at the user's request, play the voice mail message for the computer user.

Referring again to Figure 16, the *From* line 60 of the inbound message indicates to the receiving service provider (e.g., Premiere) the originating service provider (e.g.,
5 CompuServe) so that it may be processed in accordance with the present invention. For example, the receiving service provider may apply filter/forward rules according to the intended message receiver's preferences and perform any message translation that may be required (e.g., translate an e-mail message to a voice mail message format so that the message receiver may use the telephone to "listen" to the e-mail message.) Using this scheme,
10 additional service providers and additional message repositories supporting different communication modes may be added easily to the network of message repositories that comprise the universal mailbox.

The common message format also facilitates the distribution of cross-media notifications. Notification or paging messages may be nearly identical to the original
15 message except for the recipients. For the notification/paging message, the telephone access service (e.g., Premiere) address may be added as a copy recipient (i.e., a recipient of a copy of a message). The original message's recipient may be changed to indicate that the recipient is "non-responsible" so a second copy of the message is not delivered to the recipient as a result of sending the notification message. By leaving the original recipient on the notification
20 message, the telephone access service knows who to notify or page. All other attributes of the message may remain the same.

In addition to personal and business communications, the present invention may be applied to many other types of communications such as news and other information

accessible, for example, from on-line databases. Using the present invention, a message receiver may define filter and forward rules to be applied to headline, financial, sports, and other news retrieved from on-line databases. The news information may be formatted initially in an e-mail message that is then routed to a telephone access service provider for
5 subsequent retrieval via the telephone.

Referring to Figure 17, the telephone call flow for a preferred embodiment of the present invention is shown. Preferably, the caller is presented with a menu of options for retrieval of messages and administration of the universal mailbox. Menus may be nested so the selection of a particular option results in the presentation of additional options.

10 The present invention integrates communications by combining e-mail, voice mail, and fax mail in a universal mailbox. In a preferred embodiment, the universal mailbox allows users to access their messages in two ways. Using the present invention, messages senders may use a first medium for sending messages while message receivers may use a second communication medium for receiving messages. Messages may thus be received in a more
15 timely and convenient manner because message receivers are no longer dependent upon accessing their messages using the communication mode of the sender. Forwarding and reformatting/conversion are performed automatically so message receivers may take advantage of the features of the present invention by selecting options to define rules to be applied to inbound messages. Senders may also select options to define rules to be applied to
20 outbound messages.

Although the invention is described in detail with specific reference to a single preferred embodiment and certain alternatives, it is not limited to that particular embodiment or alternatives. For example, the configuration of the components that provide the features

and functionality of the present invention may change and fall within the scope and spirit of the present invention. The scope of the present invention is defined by the following claims.

WHAT IS CLAIMED IS:

1. An electronic communications system comprising:

means for sending messages in accordance with a first communication medium;

- 5 means for defining rules to apply to said messages;

means for applying a defined rule to convert said messages in accordance with said first communication medium to messages in accordance with a second communication medium; and

- 10 means for retrieving said messages in accordance with a second communication medium.

2. The system of claim 1 wherein said first communication medium is selected from the group of voice mail, electronic mail, and fax mail.

3. The system of claim 1 wherein said second communication medium is selected from the group of voice mail, electronic mail, and fax mail.

- 15 4. The system of claim 1 wherein said defined rules are determined in accordance with filter and forward options applicable to said messages in accordance with said first communication medium.

5. The system of claim 4 further comprising immediate filter and forward options.

6. The system of claim 5 further comprising store and forward options.

- 20 7. The system of claim 1 wherein said defined rules comprise sender and receiver options.

8. The system of claim 1 wherein said rules are stored at and applied by an access service.

9. A method for communicating electronically comprising the steps of:
- (a) defining rules to apply to messages in different communication media;
 - (b) composing and sending a message in accordance with a first communication medium;
 - 5 (c) applying a rule to convert said message in accordance with a first communication medium to a message in accordance with a second communication medium; and
 - (d) retrieving said message in accordance with said second communication medium.
10. The method of claim 8 wherein said first communication medium is selected from the group of electronic mail, voice mail, and fax mail.
- 10 11. The method of claim 9 wherein said second communication medium is selected from the group of electronic mail, voice mail, and fax mail.
12. The method of claim 9 wherein said defined rules comprise filter and forward options applicable to said messages in accordance with said first communication medium.
13. The method of claim 12 wherein said filter and forward options comprise immediate
15 filter and forward options.
14. The method of claim 12 wherein said filter and forward options comprise store and forward options.
15. The method of claim 9 wherein said defined rules comprise sender and receiver options.
- 20 16. The method of claim 9 wherein said rules are stored at and applied by an access service.

17. A cross-media communication system comprising:
- a computer network for providing telecommunications services, said telecommunications services comprising voice and fax messaging capabilities;
 - a telephone access interface for sending and receiving voice and fax messages
- 5 via said computer network for providing said telecommunications services;
- an electronic mail gateway for receiving electronic mail messages from an information service; and
 - means for accessing said electronic mail messages using said telephone access interface.
- 10 18. The system of claim 17 further comprising a means for applying message sender and receiver rules to said voice, fax, and electronic mail messages.
19. The system of claim 18 further comprising a means for receiving from said information service said rules to apply to said voice, fax, and electronic mail messages.
- 15 20. The system of claim 18 wherein said messages are delivered in accordance with said rules.
21. The system of claim 18 further comprising rules for cross-media notification and cross-media responses.
22. The system of claim 17 wherein said means for receiving electronic mail messages
- 20 comprises a dedicated connection to said information service and a means for polling via said dedicated connection a mailbox at said information service.

23. The system of claim 20 wherein said electronic mail messages are forwarded by said information service to said mailbox in accordance with rules applied by said information service to inbound electronic mail messages.
24. A telecommunications network for rendering electronic mail communications accessible to a plurality of subscribers equipped with audio input/output apparatus, the network comprising:
- (a) an electronic mail subsystem adapted to receive electronic mail messages from a third party source;
 - (b) electronic mail memory capacity for storing said electronic mail messages;
 - (c) a text-to-speech subsystem adapted to (1) receive electronic mail messages from the electronic mail memory capacity, (2) convert the electronic mail messages into a format for performance via the audio input/output apparatus, and (3) play the electronic mail messages for reception by the subscribers; and
 - (d) a telecommunications switch connected to the text-to-speech subsystem for coupling the text-to-speech subsystem to the public switched telecommunications network, and therefore the subscribers to the text-to-speech subsystem.
25. A telecommunications network according to claim 24 further comprising a call processing subsystem and a voice mail subsystem, the voice mail subsystem adapted to receive voice mail messages from third party sources, the call processing subsystem coupled to the switch and adapted to perform the voice mail messages to subscribers of the network.

26. A telecommunications network according to claim 25 further comprising a fax subsystem, the fax subsystem adapted to receive fax messages from third party sources and to send the fax messages to subscribers of the network upon their request.

27. A telecommunications network according to claim 24, further comprising interface circuits adapted to connect the network to a paging network, the telecommunications network adapted to inform subscribers when electronic mail messages addressed to them have been received by the telecommunications network.

28. A telecommunications network according to claim 27, in which the telecommunications network is further adapted to inform subscribers when electronic mail, voice mail, and fax messages addressed to them have been received by the telecommunications network.

29. A telecommunications network according to claim 24 in which the audio input/output apparatus comprises telephony equipment that includes a telephone keypad.

30. A telecommunications network according to claim 29 in which the network is further adapted to receive and process responses to electronic mail messages entered by subscribers using their keypads.

31. A telecommunications network for rendering electronic mail, voice mail, and fax mail communications accessible to a plurality of subscribers equipped with audio input/output apparatus that includes keypad functionality, the network comprising:

(a) an electronic mail subsystem adapted to receive electronic mail messages from a third party source;

(b) electronic mail memory capacity for storing the electronic mail messages;

- (c) a text-to-speech subsystem adapted to receive electronic mail messages from the electronic mail memory capacity and play the electronic mail messages for audio reception by the subscribers;
- 5 (d) a telecommunications switch connected to the text-to-speech subsystem for coupling the text-to-speech subsystem to the public switched telecommunications network, and therefore the subscribers to the text-to-speech subsystem;
- (e) a voice mail subsystem, the voice mail subsystem adapted to receive and store voice mail messages from third party sources;
- 10 (f) a fax subsystem, the fax subsystem adapted to receive and store fax messages received from third party sources, the network adapted to send the fax messages to subscribers upon request by the subscribers; and
- (g) a call processing subsystem coupled to the switch and adapted to perform the voice mail messages to subscribers.

32. A cross-media communication system comprising:

- 15 a computer network for providing information services to a plurality of subscribers;
- a graphical user interface for use by said subscribers to access and interact with said computer network providing said information services;
- 20 an electronic mail gateway for receiving from a telecommunications service voice mail and fax mail messages addressed to said subscribers;
- an audio player for playing said voice mail messages, said audio player accessible from said graphical user interface; and

a fax viewer for viewing said fax messages, said fax viewer accessible from said graphical user interface.

33. The system of claim 32 further comprising a means for defining and storing rules to apply to said electronic, voice, and fax mail messages.

5 34. The system of claim 33 wherein said rules comprise cross-media notification rules.

35. The system of claim 33 wherein said electronic, voice, and fax mail messages are delivered in accordance with said rules.

36. The system of claim 32 wherein said telecommunications service forwards inbound voice mail and fax mail messages to an information service mailbox.

10 37. The system of claim 32 further comprising a means for notifying said subscribers when voice mail and fax mail messages addressed to them have been received from said telecommunications service.

38. An information service network for rendering voice mail messages accessible to a plurality of subscribers, said network comprising:

15 an electronic mail gateway for receiving electronic mail messages from a telecommunications network, said electronic mail messages comprising audio files with voice mail messages originating from said telecommunications network; and

connection software for use by said subscribers to establish a connection to said information service network, to retrieve said electronic mail messages, and to
20 play said audio files.

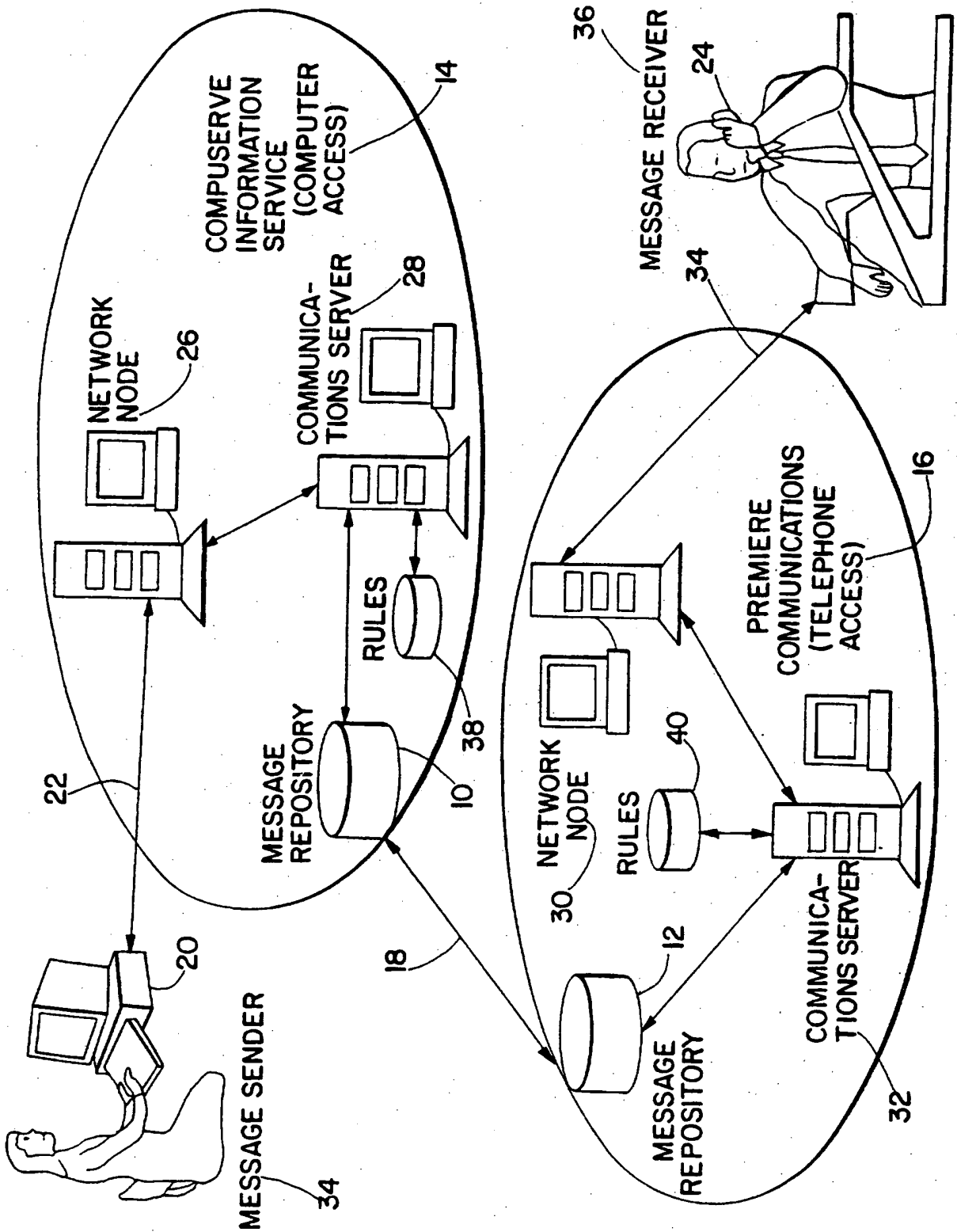
39. A information service network according to claim 38 in which the information service network is further adapted to inform subscribers when voice mail messages addressed to them have been received by the information service network.

40. An information service network for rendering fax mail messages accessible to a plurality of subscribers, said network comprising:

an electronic mail gateway for receiving electronic mail messages from a telecommunications network, said electronic mail messages comprising files with fax mail messages originating from said telecommunications network; and

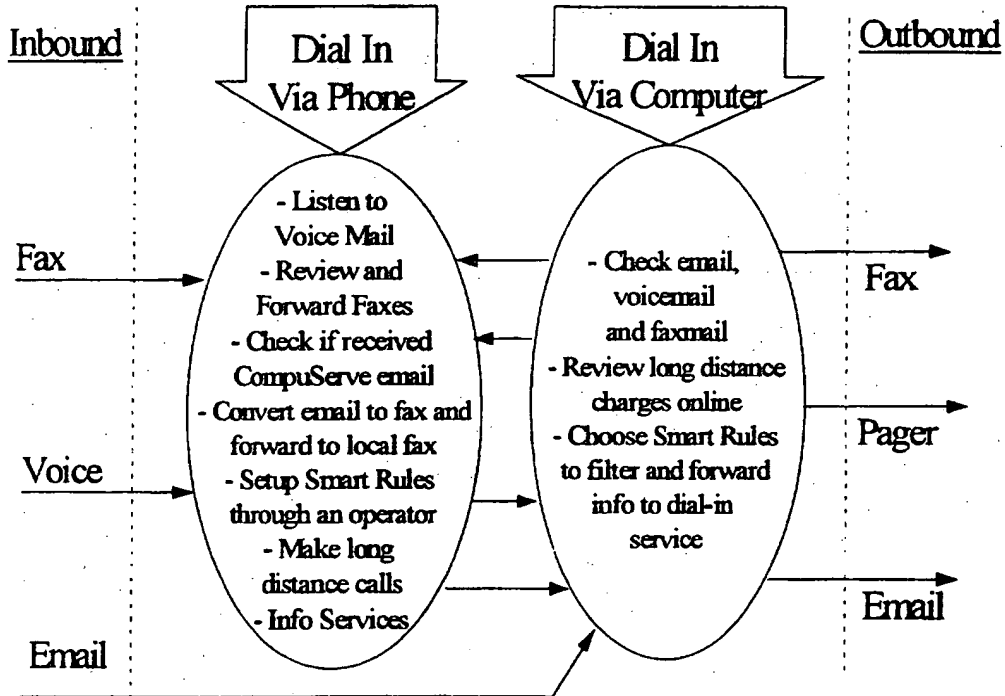
connection software for use by said subscribers to establish a connection to said information service, to retrieve said electronic mail messages, and to view said fax mail message files.

41. An information service network according to claim 40 in which the information service network is further adapted to inform subscribers when fax mail messages addressed to them have been received by the information service network.



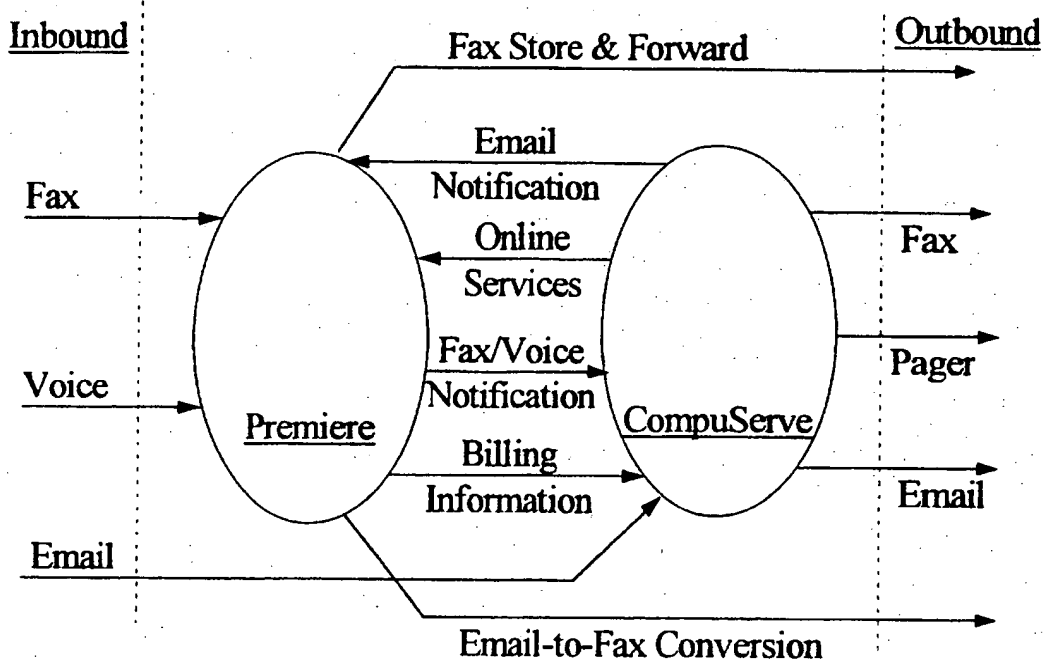
SUBSTITUTE SHEET (RULE 26)

The Universal Mailbox

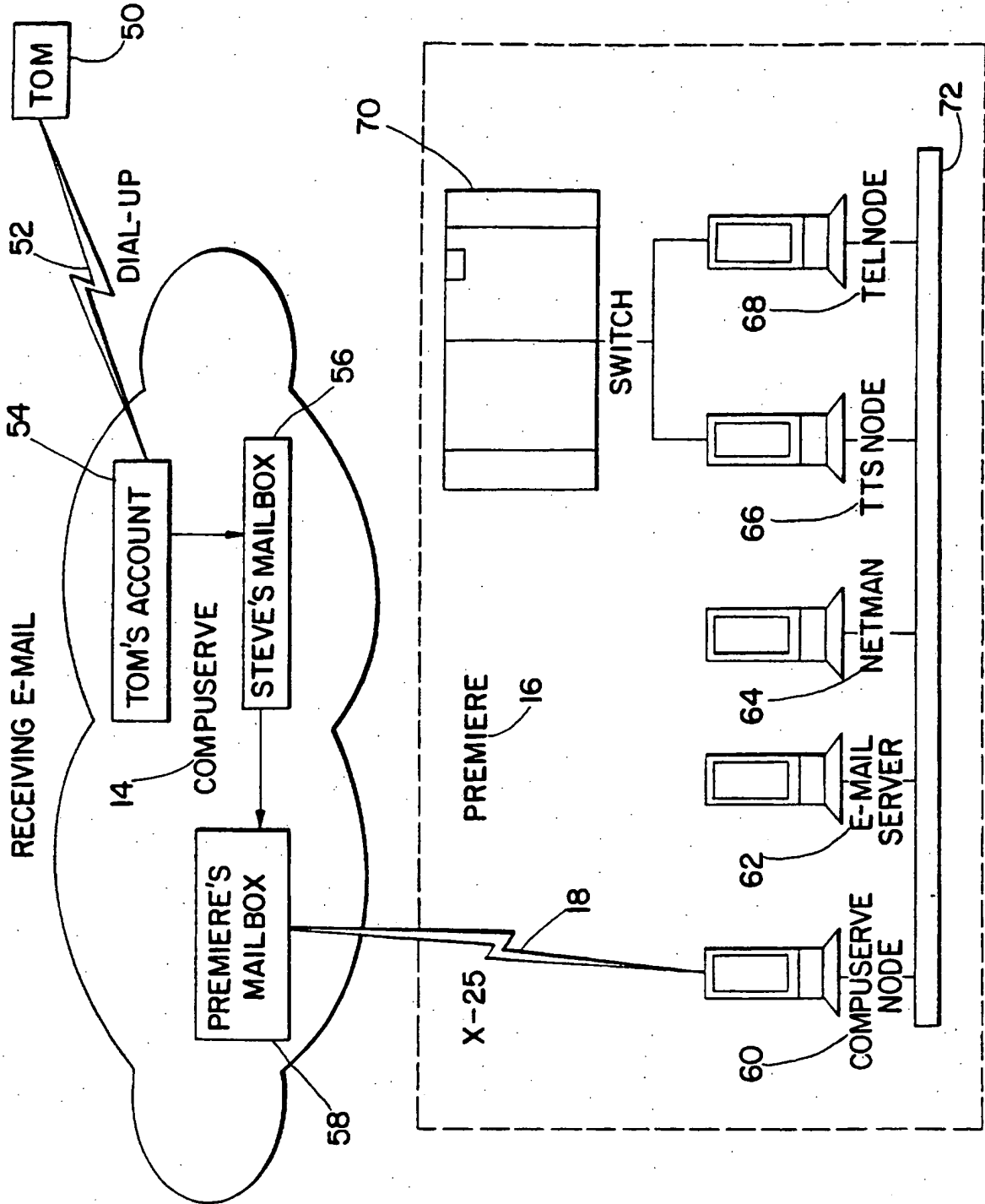


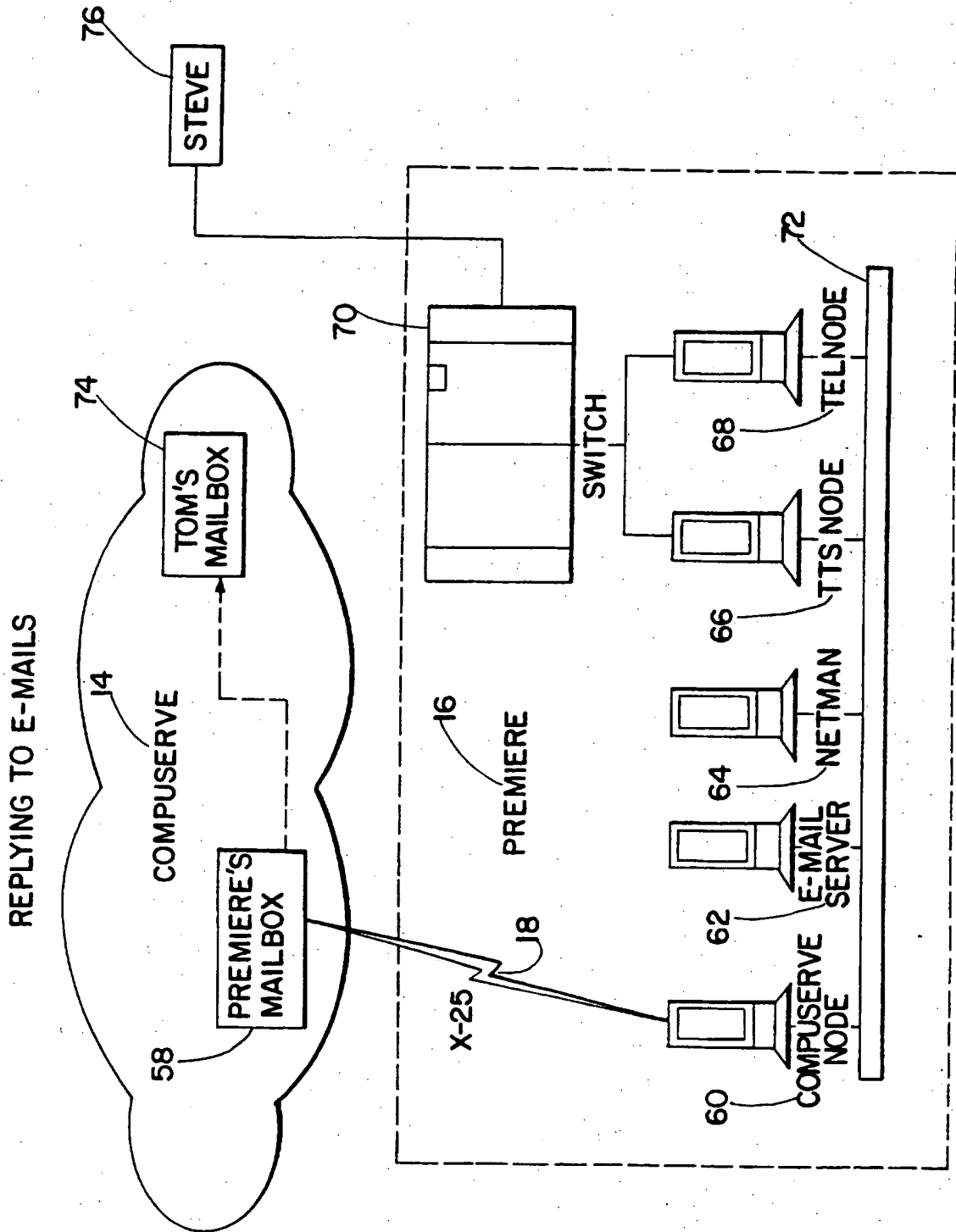
3/17

The Universal Mailbox



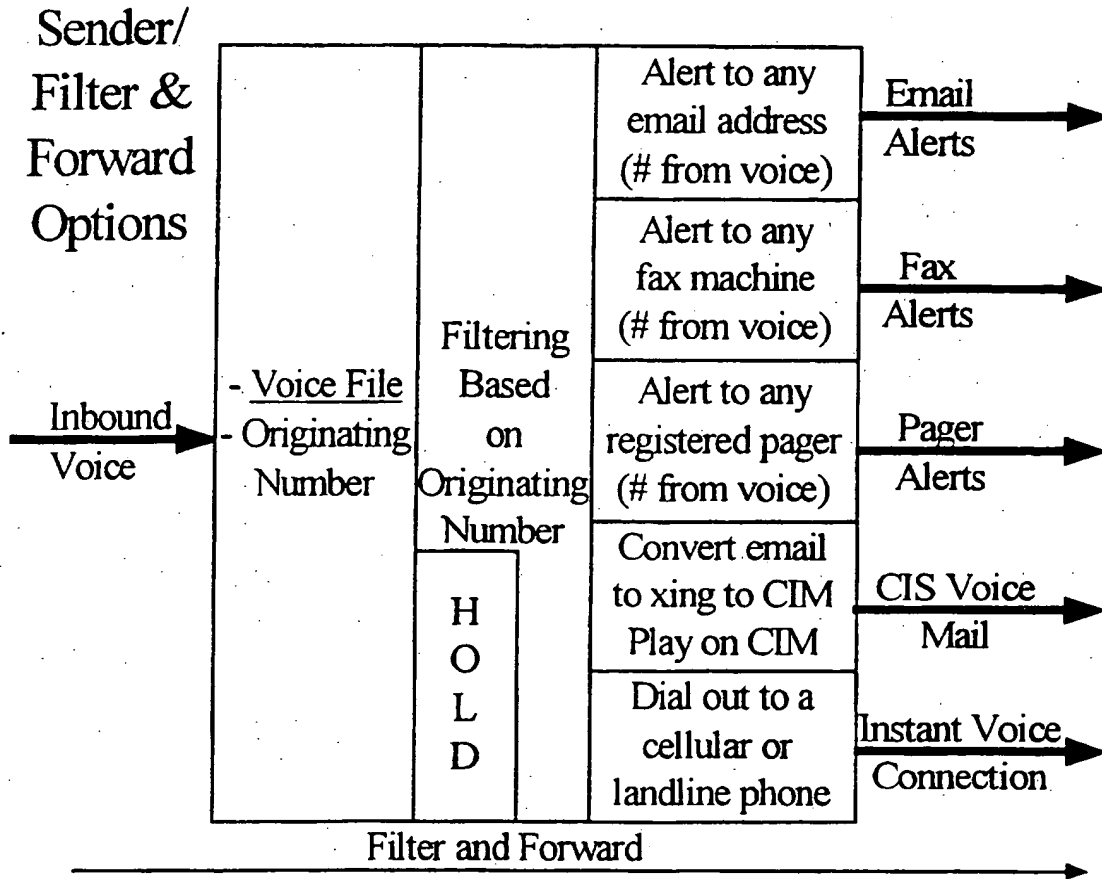
SUBSTITUTE SHEET (RULE 28)



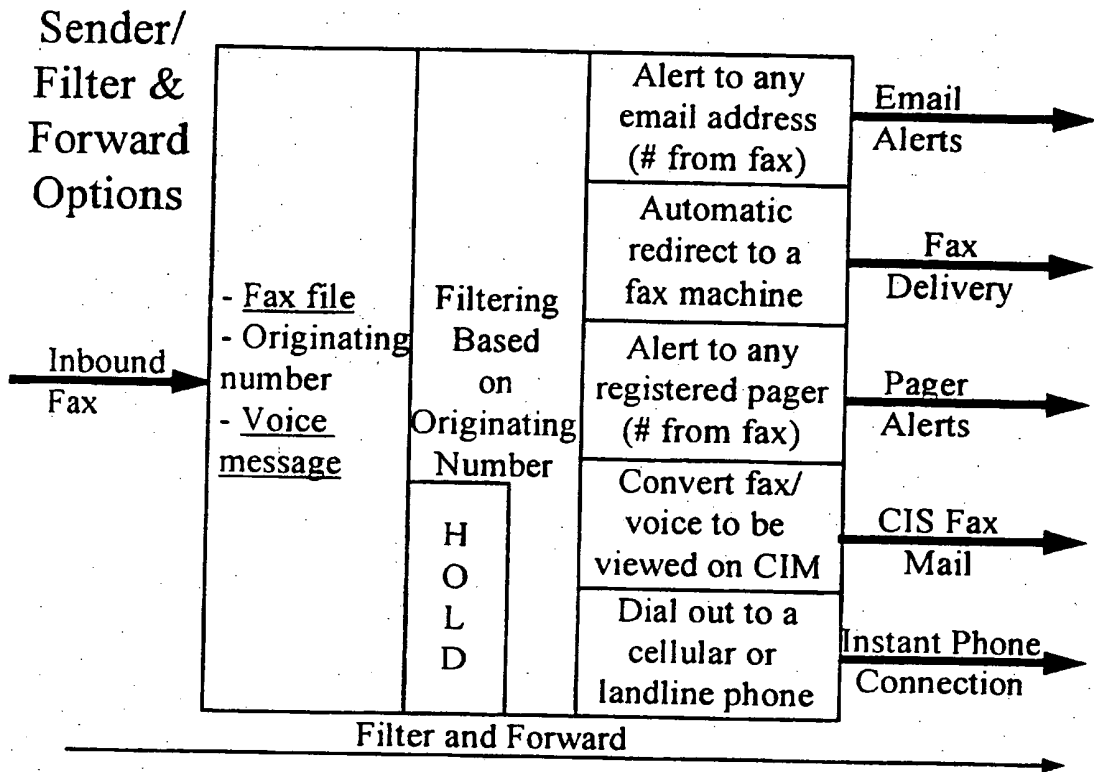


SUBSTITUTE SHEET (RULE 28)

6/17

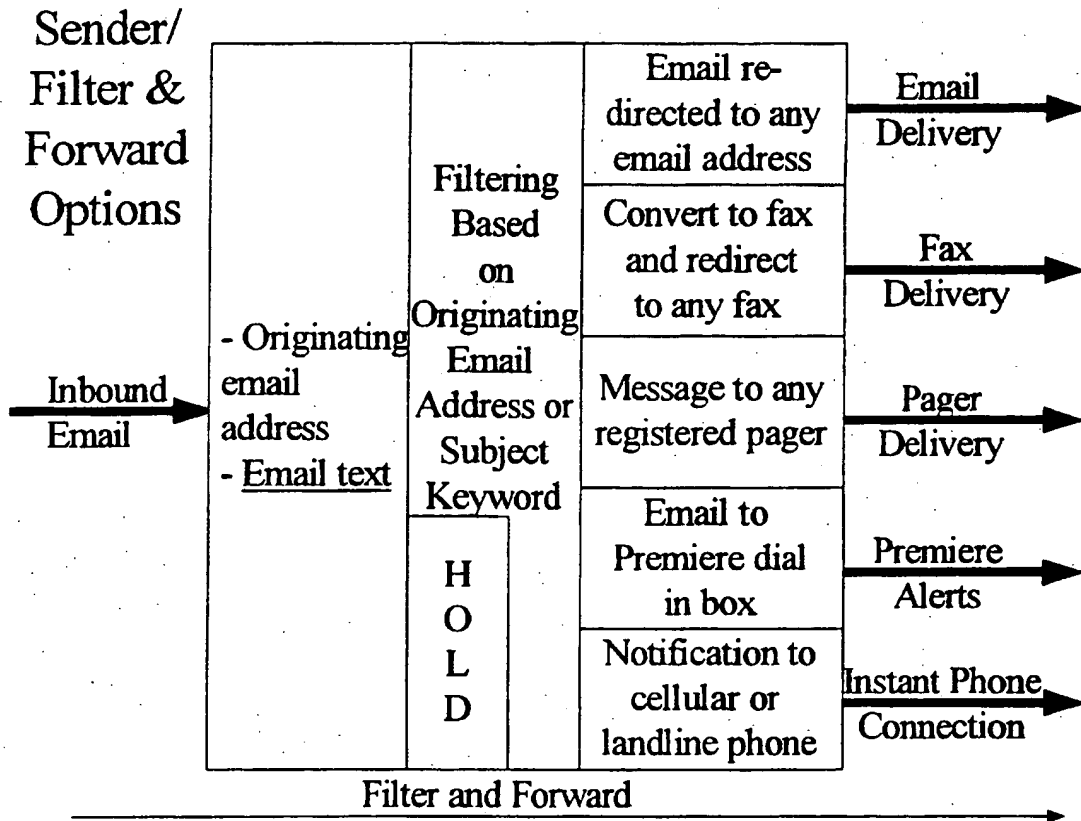


7/17

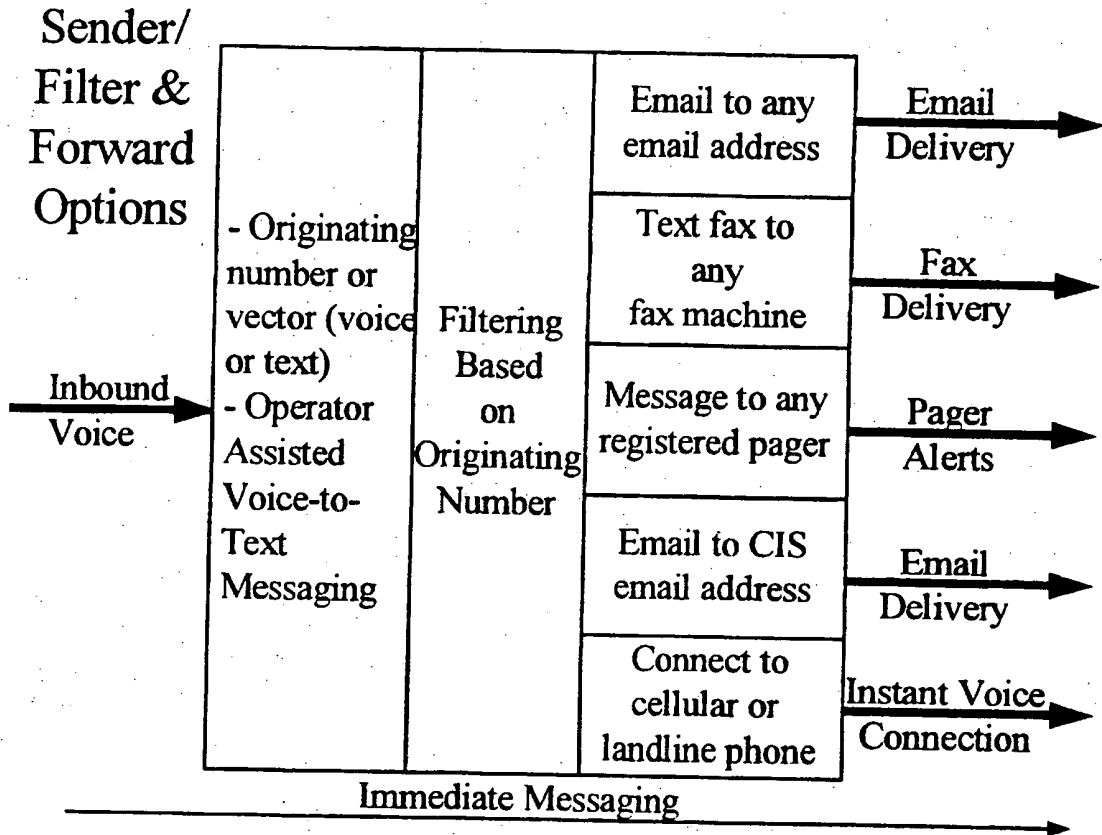


SUBSTITUTE SHEET (RULE 26)

8/17



9/17



SUBSTITUTE SHEET (RULE 28)

10/17

ON HOLD		Phone Dial-In Access User Options	
<p style="text-align: center;">Inbound Voice →</p> <p>- <u>Voice File</u> - Originating Number</p>		Listen to the voice mail	
		Delete/save the voice mail	
		Forward the voice mail to CIM or any CIS account; attach voice comment	
		Forward the voice mail to another Premiere mailbox; attach voice comment	
		Forward the voicemail to any phone; attach a voice comment; DSP w/ ANS	
		Quick reply to the voice mail through a *1 option (quick connection)	

11/17

Phone Dial-In Access User Options

ON HOLD	
<p style="text-align: center;">Inbound Fax →</p> <ul style="list-style-type: none"> - Fax file - Originating number - Voice message 	Listen to the voice message and send the fax to a local machine
	Delete/save the fax mail
	Forward the fax mail to CIM or any CIS account; attach voice comment
	Forward the fax mail to another Premiere mailbox; attach voice comment
	Forward the fax to any fax machine; attach a voice-to-text comment
	Reply to the original fax through a voice-to-text translation process

SUBSTITUTE SHEET (RULE 28)

12/17

ON HOLD		Phone Dial-In Access User Options	
Inbound Email →	- Originating email address	Listen to the email message	
	- <u>Email text</u>	Delete/save the email	
		Reply to the email through voice-to-text translation, voice (xing), or canned msgs	
		Forward the email to any fax machine; add a voice-to-text comment in needed.	
		Forward the email to another Premiere mailbox; attach comment	
		Forward the email to any other email address; attach a voice-to-text comment	

13/17

Computer Dial-In Access User Options	
ON HOLD	
Inbound Voice → - <u>Voice File</u> - Originating Number	Listen to the voice mail using CIM with XING (notification without XING)
	Delete/save the voice mail
	Forward the voice mail to any other CIS account; attach text comment
	Forward the voice mail to another Premiere mailbox; attach text comment
	Forward the voicemail to any phone; attach a text comment; DSP w/ ANS
	Quick reply to the voice mail through a *1 option (quick connection)

SUBSTITUTE SHEET (RULE 28)

14/17

Computer Dial-In Access User Options	
ON HOLD	
<p style="text-align: center;">Inbound Fax →</p> <ul style="list-style-type: none"> - <u>Fax file</u> - Originating number - Voice message 	View the fax message using CIM with fax viewer support (alert w/o fax viewer)
	Delete/save the fax mail
	Forward the fax mail to any other CIS account; attach text comment
	Forward the fax mail to another Premiere mailbox; attach text comment
	Forward the fax to any fax machine; attach a text comment
	Reply to the original fax by selecting "reply" and sending a text message

15/17

ON HOLD		Phone Dial-In Access User Options	
Inbound Email →	- Originating email address - <u>Email text</u>	Review the email message	
		Delete/save the email	
		Reply to the email	
		Forward the email to any fax machine; add a text comment in needed.	
		Forward the email to another Premiere mailbox; attach comment	
		Forward the email to any other email address; attach text comment	

SUBSTITUTE SHEET (RULE 28)

Message Header:

To: Premiere PPN
Subject: CompuServe Mail received
Date/Time: Current date and time
From: CompuServe_Mail

Envelope

Message Header:

Subj: Subject of original message
To: Original recipient
Fr: Original Sender
Date Sent: Original Date
Time Sent: Original Time

Body

Message Text

17 / 17

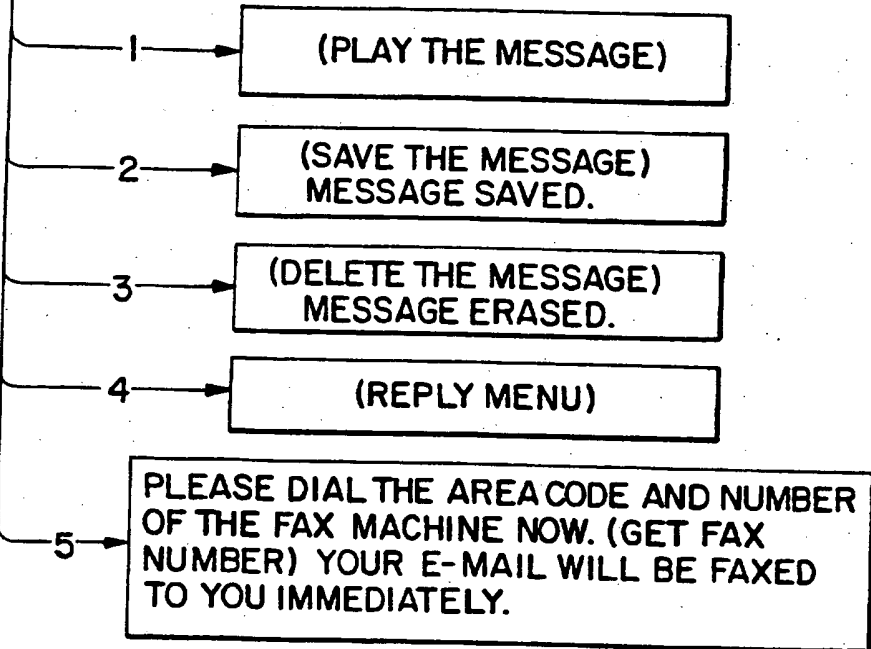
CALL FLOW

E-MAIL MENU #1


(IF MESSAGE IN MAILBOX...) YOU HAVE X NEW (AND Y SAVED) E-MAIL MESSAGES. TO LISTEN TO YOUR MESSAGES, PRESS 1. TO CHANGE YOUR MAILBOX OPTIONS, PRESS 3.

(ELSE IF NO MESSAGES IN MAILBOX...) YOU HAVE NO NEW E-MAIL MESSAGES. TO CHANGE YOUR MAILBOX OPTIONS, PRESS 3.

[FIRST/NEXT][NEW/SAVED] MESSAGE.
 (PLAY THE MESSAGE.)
 TO PLAY THIS MESSAGE AGAIN, PRESS 1. TO SAVE IT, PRESS 2. TO DELETE IT, PRESS 3. TO REPLY TO IT, PRESS 4. TO FAX IT, PRESS 5. TO PLACE A CALL, PRESS #



2 → TO TURN YOUR E-MAILBOX [ON/OFF] PRESS 1.
 TO TURN E-MAIL NOTIFICATION [ON/OFF] PRESS 2.



SUBSTITUTE SHEET (RULE 28)

INTERNATIONAL SEARCH REPORT

International application No.
PCT/US97/10441

A. CLASSIFICATION OF SUBJECT MATTER

IPC(6) : H04N 11/00
US CL : 379/93.24, 100.08
According to International Patent Classification (IPC) or to both national classification and IPC

B. FIELDS SEARCHED

Minimum documentation searched (classification system followed by classification symbols)
U.S. : 379/93.01, 93.14, 93.15, 93.17, 93.18, 93.24, 100.08, 100.09, 100.13, 88, 89

Documentation searched other than minimum documentation to the extent that such documents are included in the fields searched

Electronic data base consulted during the international search (name of data base and, where practicable, search terms used)

C. DOCUMENTS CONSIDERED TO BE RELEVANT

Category*	Citation of document, with indication, where appropriate, of the relevant passages	Relevant to claim No.
X --- Y	US 5,349,636 A (IRRIBARREN) 20 September 1994, Figs. 3, 4, 6 and 8.	1-3, 7-11, 15-26, 29 30 --- 27, 28
X	US 4,837,798 A (COHEN ET AL.) 06 June 1989, Figs. 6-9.	1-6, 9-14
X	US 5,333,266 A (BOAZ ET AL.) 26 July 1994, Figs. 1-5, 8, 15 and col. 3, lines 30-64.	32-41
X	US 5,193,110 A (JONES ET AL.) 09 March 1993, Fig. 1 and col. 20, lines 42-49.	31
Y	US 5,487,100 A (KANE) 23 January 1996, abstract.	27, 28

Further documents are listed in the continuation of Box C. See patent family annex.

* Special categories of cited documents:	*T	later document published after the international filing date or priority date and not in conflict with the application but cited to understand the principle or theory underlying the invention
A document defining the general state of the art which is not considered to be of particular relevance	*X*	document of particular relevance; the claimed invention cannot be considered novel or cannot be considered to involve an inventive step when the document is taken alone
B earlier document published on or after the international filing date	*Y*	document of particular relevance; the claimed invention cannot be considered to involve an inventive step when the document is combined with one or more other such documents, such combination being obvious to a person skilled in the art
L document which may throw doubts on priority claim(s) or which is cited to establish the publication date of another citation or other special reason (as specified)	*Z*	document member of the same patent family
O document referring to an oral disclosure, use, exhibition or other means		
P document published prior to the international filing date but later than the priority date claimed		

Date of the actual completion of the international search 15 SEPTEMBER 1997	Date of mailing of the international search report 07 NOV 1997
--	---

Name and mailing address of the ISA/US Commissioner of Patents and Trademarks Box PCT Washington, D.C. 20231 Facsimile No. (703) 305-3230	Authorized officer Stephen Palan <i>Tom Hill</i> Telephone No. (703) 305-3965
---	---

THIS PAGE BLANK (USPTO)